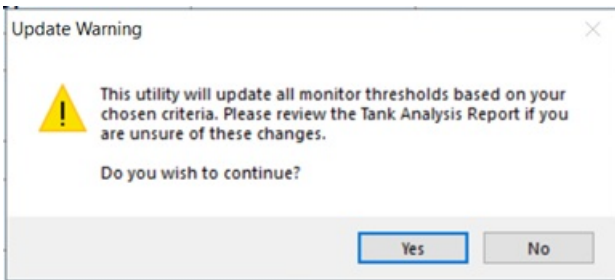


Mass Update Monitor Threshold

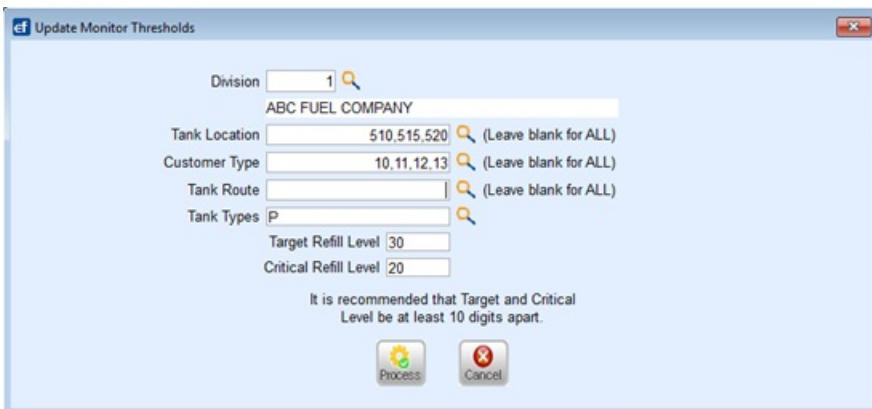
Last Modified on 02/16/2023 12:54 pm EST

Update many monitor thresholds at once by running the Update Monitor Threshold utility located at *Supervisor Menu / Processes / Utility Menu / Update Monitor Thresholds*.

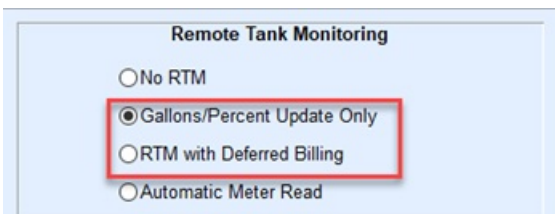
When the button is selected a warning that the utility will update all monitor thresholds based on the criteria entered will display. Run the Tank Monitor Analysis Report on the *Management Report Menu* to review prior to running this utility.



Monitors can be updated by *Division, Tank Location, Customer Type, Tank Route, Tank Types*, or a combination of these items. Each field is multi select, multiple selections can be made by placing a comma between the criteria or by selecting them from the list. It is recommended that *Target Refill Level* and *Critical Refill Level* be at least 10 digits apart.



Only monitors marked as *RTM with Deferred Billing* or *Gallons/Percent Update Only* will get updated.



A file is generated to show which monitors were updated. This report displays the original and the new target and critical thresholds. When the process has finished running, a message will come up with the file location.

	A	B	C	D	E	F	G	H
1	Division	Customer Number	Meter RRN	Meter Tied To Tank	Original Target	New Target	Original Critical	New Critical
2	1	123456	1111	1234	25	30	15	20

A record is also written to the audit log to show who processed the update and what target and critical levels were entered.

